




How to draw a rabbit



Draw a large oval shape for the face.
Draw 2 long thin ovals for the ears.
Draw a semi-circle inside the face.



Draw 2 smaller ovals inside the ears.
Draw a V shape for the nose.
Add 2 black circles for the eyes.



Draw 3 whisker lines on each cheek.
Add a mouth under the rabbit's nose.
Colour in the rabbit.
You're all finished!